




Club Health Assessment for District 6 NE through December 2025

			Status	Membership					Reports					Finance		LCIF
Club Number	Club Name	Charter Date	Times in Status Quo in Past 2 Years	Current Member Count **	YTD Members Added	YTD Members Dropped	YTD Net Growth% ***	Member Count 1 Year Ago	Dropped Members Avg.Length of Service	Months Since Membership Update	Current Officers Reported ****	Current President Repeated Term	VP Reported *****	Last Date Reported Service (mm/yyyy)	Account Balance	YTD Donations
Clubs less than two years old																
172359	Gill Tri	06/19/2024	Active	21	0	0	0.00%	21		18	Y	3	N	12/2025		
Clubs more than two years old																
3473	AKRON	02/16/1954	Active	55	1	0	1.85%	51		2	Y		N	12/2025	90+ Days	\$300.00
3438	BERTHOUD	04/05/1948	Active	18	1	4	-14.29%	20	4	1	N	3	R	12/2025		
Exc Award (06/30/2023)																
29081	BRUSH	04/24/1974	Active	19	0	1	-5.00%	26	1	0	Y		N	12/2025		
Exc Award (06/30/2018, 06/30/2022)																
3445	ESTES PARK	10/23/1940	Active	6	1	5	-40.00%	12	23	0	Y	2		12/2025		
3447	FORT COLLINS	05/08/1920	Active	36	8	5	9.09%	48	11	0	Y	2	N	12/2025		
Exc Award (06/30/2024)																
3448	FORT COLLINS POUDRE VALLEY	03/23/1965	Active	13	0	0	0.00%	13		2	Y	7	R	12/2025		
3449	FORT LUPTON	01/22/1953	Active	3	0	0	0.00%	5		9	N	None		12/2025		
3480	FORT MORGAN	01/27/1922	Active	32	1	3	-5.88%	38	4	0	Y	5	N	12/2025		
3452	GILL	02/21/1955	Active(1)	113	1	1	0.00%	113	37	3	Y	8	N	12/2025		\$170.00
Exc Award (06/30/2021, 06/30/2022, 06/30/2023, 06/30/2024)																
148516	Gill Millennials	10/19/2021	Active	29	0	0	0.00%	29		2	Y	3	N	12/2025		
Exc Award (06/30/2023, 06/30/2024)																
3453	GREELEY	01/18/1937	Active	10	0	1	-9.09%	14	18	0	Y	3	N	12/2025		
3483	HAXTUN	02/18/1954	Active	37	1	3	-5.13%	44	20	0	Y			12/2025		
3484	HOLYOKE	08/20/1942	Active	31	1	0	3.33%	31		3	Y		N	12/2025		\$100.00
Exc Award (06/30/2023)																
115738	HUDSON-KEENESBURG	01/06/2012	Active	11	0	0	0.00%	11		18	N	None		12/2025		
3456	KERSEY	09/15/1953	Active	23	0	0	0.00%	21		5	Y	3	R	12/2025		
3488	KIRK	04/21/1953	Active	11	5	6	-8.33%	18	14	0	Y	2		12/2025		
3459	LA SALLE	12/09/1940	Active	5	0	0	0.00%	5		17	Y	5		12/2025		
3461	LONGMONT COLUMBINE	01/07/1963	Active	18	0	1	-5.26%	23	22	2	Y		N	12/2025		
3463	LOVELAND	05/25/1920	Active	63	2	6	-5.97%	68	8	0	Y		N	12/2025		\$20.00



Club Health Assessment for District 6 NE through December 2025

			Status	Membership					Reports				Finance	LCIF		
Club Number	Club Name	Charter Date	Times in Status Quo in Past 2 Years	Current Member Count **	YTD Members Added	YTD Members Dropped	YTD Net Growth% ***	Member Count 1 Year Ago	Dropped Members Avg.Length of Service	Months Since Membership Update	Current Officers Reported ****	Current President Repeated Term	VP Reported *****	Last Date Reported Service (mm/yyyy)	Account Balance	YTD Donations
Exc Award (06/30/2018, 06/30/2022, 06/30/2023, 06/30/2024)																
99945	LOVELAND DOWNTOWN	07/24/2007	Active	15	2	0	15.38%	14		2	Y			12/2025		
Exc Award (06/30/2021, 06/30/2023)																
3464	LYONS	05/31/1946	Active	18	1	2	-5.26%	19	55	5	Y	11	R	12/2025		
3465	MILLIKEN JOHNSTOWN	06/01/1949	Active	13	1	0	8.33%	12		3	Y	3		12/2025		
31004	MTN LIONS OF RED FEATHER LAKE	06/30/1975	Active	9	2	0	28.57%	7		0	N	3		12/2025		
59856	NEW RAYMER PRAIRIE	07/16/1997	Active(1)	27	0	0	0.00%	27		0	Y	3		12/2025		
3495	PEETZ	03/17/1949	Active	24	0	0	0.00%	24		2	N	6		12/2025		
3467	PLATTEVILLE	05/27/1949	Active	6	0	1	-14.29%	7	4	3	N		N	12/2025		
3468	ROGGEN	09/21/1951	Active	3	0	0	0.00%	3		11	N	None		12/2025		
3499	STERLING	06/22/1920	Active	51	0	7	-12.07%	67	17	0	Y		N	12/2025		
Exc Award (06/30/2024)																
3469	TRI TOWN	12/01/1938	Active(1)	8	0	0	0.00%	9		10	N	None		12/2025		
3503	WOODLIN	02/16/1961	Active	17	0	1	-5.56%	19	41	1	Y			12/2025		
3504	WRAY	05/14/1953	Active	15	0	0	0.00%	15		13	Y	6	R	12/2025		
3505	YUMA	12/08/1947	Active	14	0	0	0.00%	14		9	Y		N	12/2025		\$500.00
Exc Award (06/30/2023)																


Clubs Cancelled Previous Fiscal Year – Clubs Cancelled within last 12 months may be reinstated

Club Number	Club Name	Charter Date	Current Status*	Cancellation Date
3437	HIGHLAND L C	08/15/1938	Cancelled(8*)	12/30/2024
128262	Longmont Himalayas	07/15/2016	Cancelled(8*)	12/30/2024
3471	WINDSOR	04/07/1936	Cancelled(8*)	12/30/2024

Current Total Clubs Count	YTD New Clubs Count	YTD Cancelled Clubs Count	YTD Net Club Gain	Current Total Members Count	YTD Add	YTD Drop	YTD Net Growth	YTD Net Growth %	Member Count 12 Months Ago	Average Member Count Per Club	% of Clubs with less than 20 members	% No Officer Report in 12 Months	% of Clubs with balance 90+ days	Number of Clubs in Status Quo	% Status Quo Clubs in Financial Suspension	Number of Cancelled Clubs	Average Cancelled Club Age	Members Lost Due to Cancellation	% of Clubs Cancelled for Non-Financial Reasons
33	0	0	0	774	28	47	-19	-2.40%	848	23	61%	3%	3%	0	0%	0	0	0	0%



Club Health Assessment for District 6 NE through December 2025

																
Club Number	Club Name	Charter Date	Status	Membership					Reports				Finance	LCIF		
			Times in Status Quo in Past 2 Years	Current Member Count **	YTD Members Added	YTD Members Dropped	YTD Net Growth% ***	Member Count 1 Year Ago	Dropped Members Avg.Length of Service	Months Since Membership Update	Current Officers Reported ****	Current President Repeated Term	VP Reported *****	Last Date Reported Service (mm/yyyy)	Account Balance	YTD Donations

* - P - Priority Club. Cancellation Reasons: 1-Objectives/conduct, 2-Non-active club, 5-Non-existing club, 6-Disbanding, 7-Merger, 8-Financial Suspension, 9-District/Multiple District Dues.

** Red denotes below 15 active members.

*** Red denotes 20% + loss.

**** Y - all 3 (President, Secretary, Treasurer) club officers reported, N - not all 3 reported.

***** Abbreviation: N-New, IP-Immediate Past, R-Repeat.



Club Health Assessment for District 6 C through December 2025

			Status	Membership						Reports				Finance	LCIF	
Club Number	Club Name	Charter Date	Times in Status Quo in Past 2 Years	Current Member Count **	YTD Members Added	YTD Members Dropped	YTD Net Growth% ***	Member Count 1 Year Ago	Dropped Members Avg.Length of Service	Months Since Membership Update	Current Officers Reported ****	Current President Repeated Term	VP Reported *****	Last Date Reported Service (mm/yyyy)	Account Balance	YTD Donations
Clubs less than two years old																
182669	Denver High Tech	06/18/2025	Active	3	0	21	-87.50%	0	1	0	N	None		11/2025		
Clubs more than two years old																
3506	ADAMS CENTENNIAL	03/03/1959	Active	5	0	0	0.00%	5		19	Y	17		07/2025		\$50.00
3507	ARVADA	03/27/1946	Active	14	4	2	16.67%	13	1	0	Y			12/2025		\$260.00
	Exc Award (06/30/2024)															
3508	AURORA	06/03/1949	Cancelled(8*)	0	0	5	-100.00%	5	18	42	N	None		07/2023	90+ Days	
30556	BENNETT WATKINS	04/29/1975	Active	6	0	0	0.00%	6		8	N	None		06/2024		
	Exc Award (06/30/2016)															
3511	BROOMFIELD	11/02/1953	Active	19	1	1	0.00%	19	25	5	Y	3		07/2023		
3519	CENTENNIAL AIRPORT	09/17/1964	Active	25	1	3	-7.41%	28	4	1	Y		N	09/2025		\$2,850.00
	Exc Award (06/30/2023)															
109060	CHATFIELD	08/11/2010	Active	11	0	0	0.00%	11		10	Y	2		09/2025		\$1,295.30
	Exc Award (06/30/2018, 06/30/2021)															
111091	COLORADO ROCKY MOUNTAIN CYBER	05/17/2011	Active(1)	109	2	0	1.87%	105		2	Y	2	N	06/2025	90+ Days	
3515	DENVER	06/26/1917	Active	73	6	3	4.29%	72	27	0	Y		N	09/2024		\$1,000.00
127776	Denver Central Park	06/08/2016	Active(2)	6	0	2	-25.00%	9	2	0	N	4		03/2024		\$50.00
47760	DENVER FIVE POINTS	10/13/1987	Active	37	0	3	-7.50%	42	13	0	Y	2	R	11/2025		
	Exc Award (06/30/2018)															
3523	DOUGLAS COUNTY	07/26/1922	Active	7	1	0	16.67%	6		2	Y	4		07/2025		
3524	ENGLEWOOD	05/05/1926	Active	13	1	0	8.33%	12		3	Y	5		12/2025	90+ Days	
3525	GOLDEN	12/28/1942	Active	49	7	4	6.52%	38	16	0	Y			12/2025		\$625.41
	Exc Award (06/30/2018, 06/30/2024)															
58345	HIGHLANDS RANCH	05/28/1996	Active	15	2	1	7.14%	17	0	4	Y	2	R	08/2024		\$600.00
	Exc Award (06/30/2018)															
3526	IDAHO SPRINGS	10/02/1952	Active	19	5	3	11.76%	17	18	0	Y	2	R	11/2025	90+ Days	\$2,100.00
3527	KIOWA	02/17/1947	Active	10	0	0	0.00%	10		8	Y	5		08/2023		
3457	LAFAYETTE	06/21/1921	Active	14	0	0	0.00%	14		19	Y		N	12/2025		\$100.00
	Exc Award (06/30/2024)															



Club Health Assessment for District 6 C through December 2025

			Status	Membership						Reports				Finance	LCIF	
Club Number	Club Name	Charter Date	Times in Status Quo in Past 2 Years	Current Member Count **	YTD Members Added	YTD Members Dropped	YTD Net Growth% ***	Member Count 1 Year Ago	Dropped Members Avg.Length of Service	Months Since Membership Update	Current Officers Reported ****	Current President Repeated Term	VP Reported *****	Last Date Reported Service (mm/yyyy)	Account Balance	YTD Donations
3532	LITTLETON	05/03/1949	Active(1)	11	1	2	-8.33%	12	8	5	Y		N	07/2023		
3462	LOUISVILLE	05/27/1931	Active	11	0	0	0.00%	11		7	Y		N	12/2025		
3466	NEDERLAND	06/23/1948	Active	13	2	1	8.33%	13	34	3	Y	13	R	11/2025		
Exc Award (06/30/2018, 06/30/2022, 06/30/2023)																
3535	PLEASANT VIEW	03/22/1956	Active(2)	6	0	0	0.00%	6		29	Y	2	R	07/2023		
3540	THORNTON	08/23/1956	Active	6	0	2	-25.00%	8	14	0	Y		IP	12/2025		\$100.00
Exc Award (06/30/2022)																

Clubs Cancelled Previous Fiscal Year – Clubs Cancelled within last 12 months may be reinstated

Club Number	Club Name	Charter Date	Current Status*	Cancellation Date
43598	DENVER PARK HILL	03/12/1984	Cancelled(8*)	12/30/2024
52462	PARKER SUNRISE	02/03/1992	Cancelled(8*)	06/29/2025

Current Total Clubs Count	YTD New Clubs Count	YTD Cancelled Clubs Count	YTD Net Club Gain	Current Total Members Count	YTD Add	YTD Drop	YTD Net Growth	YTD Net Growth %	Member Count 12 Months Ago	Average Member Count Per Club	% of Clubs with less than 20 members	% No Officer Report in 12 Months	% of Clubs with balance 90+ days	Number of Clubs in Status Quo	% Status Quo Clubs in Financial Suspension	Number of Cancelled Clubs	Average Cancelled Club Age	Members Lost Due to Cancellation	% of Clubs Cancelled for Non-Financial Reasons
23	0	1	-1	482	33	53	-20	-3.98%	479	21	78%	0%	13%	0	0%	1	151	5	-200%

* - P - Priority Club. Cancellation Reasons: 1-Objectives/conduct, 2-Non-active club, 5-Non-existing club, 6-Disbanding, 7-Merger, 8-Financial Suspension, 9-District/Multiple District Dues.

** Red denotes below 15 active members.

*** Red denotes 20% + loss.

**** Y - all 3 (President, Secretary, Treasurer) club officers reported, N - not all 3 reported.

***** Abbreviation: N-New, IP-Immediate Past, R-Repeat.



Club Health Assessment for District 6 SE through December 2025

			Status	Membership					Reports				Finance	LCIF		
Club Number	Club Name	Charter Date	Times in Status Quo in Past 2 Years	Current Member Count **	YTD Members Added	YTD Members Dropped	YTD Net Growth% ***	Member Count 1 Year Ago	Dropped Members Avg.Length of Service	Months Since Membership Update	Current Officers Reported ****	Current President Repeated Term	VP Reported *****	Last Date Reported Service (mm/yyyy)	Account Balance	YTD Donations
Clubs more than two years old																
3545	AVONDALE VINELAND	03/02/1954	Active	10	0	0	0.00%	10		7	Y	3	N	10/2024		
3546	CALHAN	08/21/1939	Active	36	0	2	-5.26%	49	54	0	Y	2	R	06/2025		\$300.00
	Exc Award (06/30/2017, 06/30/2018)															
3547	CANON CITY NOON	11/22/1921	Active	27	1	2	-3.57%	36	2	0	N			08/2025		\$600.00
	Exc Award (06/30/2017, 06/30/2018)															
3550	COLORADO CITY-RYE L C	11/07/1967	Active	15	2	5	-16.67%	15	7	0	N		N	10/2025		\$100.00
3551	COLORADO SPRINGS DOWNTOWN	02/20/1922	Active	35	1	0	2.94%	36		2	Y	2	N	12/2024		
3569	COLORADO SPRINGS NOB HILL	11/29/1951	Active	18	0	1	-5.26%	18	1	0	Y	2		09/2017		
3555	COLORADO SPRINGS SECURITY	01/30/1957	Active	16	0	0	0.00%	16		6	Y		IP	08/2017		
97106	COTOPAXI	05/09/2006	Active	26	0	0	0.00%	25		6	Y	5	R	06/2025		
116090	EL PASO COUNTY TRI-LAKES	02/16/2012	Active	19	0	3	-13.64%	22	11	0	Y	3	R	08/2023		\$500.00
3479	FLAGLER	09/13/1939	Active	10	0	2	-16.67%	13	1	0	Y	4	R	07/2024		
50918	FLORENCE	09/10/1990	Active	5	0	2	-28.57%	8	7	5	Y	7	R	11/2011		
46696	HUGO	12/01/1986	Active	8	0	2	-20.00%	11	10	5	Y	7	R	07/2025		
3563	LAMAR	08/02/1921	Active	21	1	4	-12.50%	21	13	0	Y			11/2025	90+ Days	\$2,000.00
3565	LAS ANIMAS	10/12/1921	Active	9	0	1	-10.00%	12	2	0	Y			08/2024		
3572	PUEBLO CHARTER	06/01/1917	Active	34	0	0	0.00%	33		7	Y	2	R	11/2025		\$540.00
3576	ROCKY FORD	07/09/1920	Active	30	0	2	-6.25%	32	26	5	Y		N	08/2023	90+ Days	
3579	SPRINGFIELD	10/20/1939	Active	16	1	1	0.00%	17	2	1	N	None	N	10/2023	90+ Days	
3580	SWINK	03/06/1969	Active	30	4	1	11.11%	25	28	4	Y		R	12/2024	90+ Days	
3583	WILEY	03/10/1952	Active	18	0	1	-5.26%	18	1	1	Y		N	12/2025		
108439	WOODLAND PARK PIKES PEAK	05/24/2010	Active	17	2	1	6.25%	19	2	2	Y	3		07/2024		\$1,000.00
	Exc Award (06/30/2024)															

Clubs Cancelled Previous Fiscal Year – Clubs Cancelled within last 12 months may be reinstated

Club Number	Club Name	Charter Date	Current Status*	Cancellation Date
108762	LIMON	06/23/2010	Cancelled(6*)	10/29/2024



Club Health Assessment for District 6 SE through December 2025

INTERNATIONAL

Club Number	Club Name	Charter Date	Status	Membership							Reports				Finance	LCIF			
			Times in Status Quo in Past 2 Years	Current Member Count **	YTD Members Added	YTD Members Dropped	YTD Net Growth***	Member Count 1 Year Ago	Dropped Members Avg.Length of Service	Months Since Membership Update	Current Officers Reported ****	Current President Repeated Term	VP Reported *****	Last Date Reported Service (mm/yyyy)	Account Balance	YTD Donations			
3570	OLNEY SPRINGS	12/06/1951	Cancelled(8*)	06/29/2025															
Current Total Clubs Count	YTD New Clubs Count	YTD Cancelled Clubs Count	YTD Net Club Gain	Current Total Members Count	YTD Add	YTD Drop	YTD Net Growth	YTD Net Growth %	Member Count 12 Months Ago	Average Member Count Per Club	% of Clubs with less than 20 members	% No Officer Report in 12 Months	% of Clubs with balance 90+ days	Number of Clubs in Status Quo	% Status Quo Clubs in Financial Suspension	Number of Cancelled Clubs	Average Cancelled Club Age	Members Lost Due to Cancellation	% of Clubs Cancelled for Non-Financial Reasons
20	0	0	0	400	12	30	-18	-4.31%	436	20	60%	0%	20%	0	0%	0	0	0	0%

* - P - Priority Club. Cancellation Reasons: 1-Objectives/conduct, 2-Non-active club, 5-Non-existing club, 6-Disbanding, 7-Merger, 8-Financial Suspension, 9-District/Multiple District Dues.

** Red denotes below 15 active members.

*** Red denotes 20% + loss.

**** Y - all 3 (President, Secretary, Treasurer) club officers reported, N - not all 3 reported.

***** Abbreviation: N-New, IP-Immediate Past, R-Repeat.




Club Health Assessment for District 6 W through December 2025

			Status	Membership						Reports				Finance	LCIF			
Club Number	Club Name	Charter Date	Times in Status Quo in Past 2 Years	Current Member Count **	YTD Members Added	YTD Members Dropped	YTD Net Growth% ***	Member Count 1 Year Ago	Dropped Members Avg.Length of Service	Months Since Membership Update	Current Officers Reported ****	Current President Repeated Term	VP Reported *****	Last Date Reported Service (mm/yyyy)	Account Balance	YTD Donations		
Clubs more than two years old																		
3586	BASALT	05/13/1957	Active	21	0	2	-8.70%	23	11	2	Y		N	03/2025	90+ Days	\$150.00		
Exc Award (06/30/2022)																		
3588	BAYFIELD	01/29/1953	Active	17	2	0	13.33%	16		4	Y	3	N	12/2024				
Exc Award (06/30/2022)																		
3591	CLIFTON	05/01/1939	Active	17	0	0	0.00%	16		1	Y		N	10/2025				
Exc Award (06/30/2020)																		
3592	COLLBRAN	03/24/1959	Active	7	0	0	0.00%	8		6	Y	9		05/2025				
3593	CORTEZ	06/02/1942	Active	6	0	0	0.00%	6		17	Y	5		07/2025				
3594	CRAIG	12/01/1922	Active	7	0	0	0.00%	8		6	N	13		08/2023				
3596	DELTA	11/11/1921	Active	8	0	1	-11.11%	11	5	3	Y			10/2025				
3597	DURANGO	10/31/1928	Active	8	0	0	0.00%	9		8	N	7	R	01/2025				
3598	EAGLE	08/26/1938	Active	10	0	2	-16.67%	12	4	1	Y	2		12/2025				
Exc Award (06/30/2019, 06/30/2021, 06/30/2022)																		
39516	FRASER RIVER VALLEY L C	03/16/1981	Active	103	9	7	1.98%	96	13	0	Y			09/2025				
Exc Award (06/30/2020)																		
3599	FRUITA	02/10/1957	Active	19	3	3	0.00%	16	23	3	Y	2		12/2025				
Exc Award (06/30/2021, 06/30/2025)																		
3601	GLENWOOD SPRINGS	12/01/1921	Active	21	0	1	-4.55%	23	9	0	N			12/2025				
Exc Award (06/30/2018, 06/30/2022)																		
3602	GRAND JUNCTION	10/28/1921	Active	93	12	6	6.90%	92	5	0	Y		N	10/2025				
Exc Award (06/30/2022)																		
3605	HAYDEN	11/30/1961	Active	8	0	1	-11.11%	8	40	4	N	3		04/2025				
Exc Award (06/30/2022)																		
45067	HOTCHKISS	06/04/1985	Active	10	0	0	0.00%	10		8	Y	2	R	09/2025				
3608	JACKSON COUNTY	08/29/1935	Active	23	4	0	21.05%	17		1	Y	5	N	10/2024				
Exc Award (06/30/2021, 06/30/2022)																		
3531	LEADVILLE	11/08/1951	Active	45	3	6	-6.25%	50	16	1	Y	2	N	06/2025				
Exc Award (06/30/2022)																		
40852	MANCOS VALLEY	02/19/1982	Active	10	0	1	-9.09%	10	8	5	N	3	N	07/2025				
Exc Award (06/30/2020)																		



Club Health Assessment for District 6 W through December 2025

						Status				Membership				Reports				Finance		LCIF	
Club Number	Club Name	Charter Date				Times in Status Quo in Past 2 Years	Current Member Count **	YTD Members Added	YTD Members Dropped	YTD Net Growth% ***	Member Count 1 Year Ago	Dropped Members Avg.Length of Service	Months Since Membership Update	Current Officers Reported ****	Current President Repeated Term	VP Reported *****	Last Date Reported Service (mm/yyyy)	Account Balance	YTD Donations		
3609	MEEKER	07/23/1923				Active	46	2	1	2.22%	43	3	0	Y	3	R	12/2025	90+ Days	\$80.00		
Exc Award (06/30/2022)																					
3610	MONTROSE	05/20/1937				Active	10	2	1	11.11%	15	17	2	Y			08/2025				
62346	NEW CASTLE	09/15/1999				Active	28	6	2	16.67%	23	17	0	Y	7	R	11/2025				
Exc Award (06/30/2022)																					
3613	ORCHARD MESA	01/20/1960				Active	24	1	1	0.00%	19	0	2	Y			12/2025				
Exc Award (06/30/2021, 06/30/2022)																					
3615	PALISADE	07/26/1930				Active	15	0	0	0.00%	14		4	Y		IP	06/2025				
3616	PAONIA	01/27/1946				Active	15	1	0	7.14%	14		2	Y	4		11/2025			90+ Days	
3618	REDLANDS	05/09/1968				Active	47	3	5	-4.08%	49	6	0	Y		N	12/2025				
Exc Award (06/30/2018, 06/30/2020, 06/30/2022)																					
3619	RIFLE	03/13/1935				Active	1	4	9	-83.33%	7	14	5	N	4		04/2025				
3621	STEAMBOAT SKI TOWN	12/06/1922				Active	26	0	0	0.00%	26		6	Y	2	R	06/2025				
3590	SURFACE CREEK VALLEY L C	11/27/1972				Active	10	0	0	0.00%	12		5	Y		R	10/2025				
Current Total Clubs Count	YTD New Clubs Count	YTD Cancelled Clubs Count	YTD Net Club Gain	Current Total Members Count	YTD Add	YTD Drop	YTD Net Growth	YTD Net Growth %	Member Count 12 Months Ago	Average Member Count Per Club	% of Clubs with less than 20 members	% No Officer Report in 12 Months	% of Clubs with balance 90+ days	Number of Clubs in Status Quo	% Status Quo Clubs in Financial Suspension	Number of Cancelled Clubs	Average Cancelled Club Age	Members Lost Due to Cancellation	% of Clubs Cancelled for Non-Financial Reasons		
28	0	0	0	655	52	49	3	0.46%	653	23	61%	0%	11%	0	0%	0	0	0	0%		

* - P - Priority Club. Cancellation Reasons: 1-Objectives/conduct, 2-Non-active club, 5-Non-existing club, 6-Disbanding, 7-Merger, 8-Financial Suspension, 9-District/Multiple District Dues.

** Red denotes below 15 active members.

*** Red denotes 20% + loss.

**** Y - all 3 (President, Secretary, Treasurer) club officers reported, N - not all 3 reported.

***** Abbreviation: N-New, IP-Immediate Past, R-Repeat.